

Exciting Easter

Curriculum Newsletter for Whimble Primary School

April 2025

Welcome to the fourth edition of our curriculum newsletter in which we share some of the things the children have been involved in throughout the second half of the spring term. As always the children have covered a wide range of things as well as some extra-curricular activities enriching the curriculum along the way. If you enjoy seeing your child's art—please remember to come along to our art display after school on Friday 25th April in the hall after school. (see weekly newsletter for more details)

Red Nose Day


In pairs, all the children across the school participated in six 40 second challenges to celebrate 40 years of Comic Relief.



Beech Class

In Science we have been investigating forces, including air resistance, water resistance and friction. The children have carried out a number of experiments to look at the effect of different forces. They explored changing variables to compare the effect. Here they are making parachutes with different surface areas and timing how long it took for their aircraft to land.

We also considered simple machines and measured the change in Newtons of force required to move an object on a pivot (with the pivot changing position), using a ramp and without and using wheels or not over the carpet.



In Design and Technology, we have been using our knowledge of circuits to build a nightlight to comfort someone at night. There were a huge variety of designs and children were very careful in producing the shell of the night light. Our evaluations picked up that the bulbs were not always bright enough to shine through the tissue paper shell though!



Beech Continued

In some of our PE lessons, we have been looking at different ways of sending and receiving passes. We have practised our passing in lots of different ways and used a variety of balls. We tried to make sure that our passes were accurate with the correct direction and speed. Towards the end of this unit, we developed trust with a partner by carrying out rolling challenges where we had to work together and communicate clearly as well.



Beech Class dressed up as a wide variety of book characters on World Book Day and looked amazing in their costumes.



In our Healthy Me PSHE lessons, we have learned what to do in an emergency situation, including how to call for help (either a nearby adult or ringing 999). We followed some visual and verbal instruction so we knew how to check on a casualty and then practised putting another person into the recovery position. Putting a person correctly into this position can help them to recover or to wait safely for further medical attention.



Oak Class

This term in Art, we started by looking at the work of Rosalind Monks, creating incredibly intricate portraits of animals. We tested some of her techniques to create our own versions with a high level of detail. We are currently working on our project for the art exhibition next term, so we can't reveal too much yet (only that it involves recycled materials, paint and a lot of teamwork)!



In English, we looked at the work of the poet Matt Goodfellow, even though his book "Carry Me Away" is almost impossible to get hold of these days! Fortunately, he has shared some of his best work about a polar bear and a crocodile online which helped us to write some effective animal poems of our own. We recently read the book "13 Words" by Lemony Snickett, learning words such as "panache" and "despondent". There is some great writing happening this term.

Now that the weather is better, we are outside practising tennis skills! It's a tricky game and we need to keep working on our co-ordination...

In Science, we have been learning about rocks. The Year 4s were able to share some of their previous learning about fossils, as this year we have focused on the formation and uses of different types of rock. We have now started our next topic on light; we discussed how and why we need to protect ourselves from the Sun...



We started this term with some more learning around desktop publishing and we have now moved on to branching databases. We are learning to use the wide range of features that a computer offers to make lots of tasks much easier and more efficient. You might see some of our posters around school!



This term, our DT is around healthy eating and we have linked this with a Skills Builder Project called "Community Café". We have sampled and evaluated some existing projects (we especially enjoyed this part!) and we have planned our own salad boxes which we hope to sell and share at the end of the school day and help people to have a delicious and healthy salad with their dinner!

In Geography, our topic has been "Beyond the Magic Kingdom", learning about the climate and unique features of Florida. This has led to some very interesting discoveries about hurricanes, quality of life indicators and, of course, sea turtles!



Ash Class

Music Workshop

Ash Class took part in the music workshop "Let's Play Outside." Kip and Elvin brought lots of percussion instruments for us to play and we created our own song by taking inspiration from our surroundings. It was lots of fun!




World Book Day

We really enjoyed World Book Day. We shared our favourite books, had a book swap in the classroom and some children received a certificate and bookmark for completing a variety of reading challenges at home. Well done to all who took part.



Science

We have been enjoying planting and observing seeds and bulbs this half term. We also investigated what conditions cress seeds need to germinate and grow into healthy plants and made our own 'cress heads.' We are looking forward to tasting our cress at the end of the week.



Ash Class continued

We have been studying Sculpture in Art this half term. We learned that Sculpture involves using different materials to create 3D structures and can be created using many different types of materials such as: cardboard, plastic, concrete, food, ice, wood or clay.

In our first lesson, we looked at the work of Eva Rothschild, an Irish artist, who makes abstract works in materials including leather, paper, wood and metal. There are lots of lines, corners, and geometric shapes in her work. We used art straws and tape to create sculptures inspired by her.



Next, we explored the unusual work of Marc Quinn, a British artist. His sculptures, paintings and drawings explore the link between art and science. He often uses unusual materials in his sculptures, such as ice, flowers, plastic bags and bread dough. He used bread dough to create lots of sculptures of his hands. We had a go at sculpting some bread dough into hedgehogs! We added currants for the eyes and nose. We enjoyed making them and eating them afterwards! Instead of sculpting our hands with bread dough, we used clay. It was much trickier than it looked!



Finally, we learned about another British artist called Michelle Reader. She uses recycled materials and discarded objects to make sculptures. These will be on show at the school art display after Easter.



Elm Class

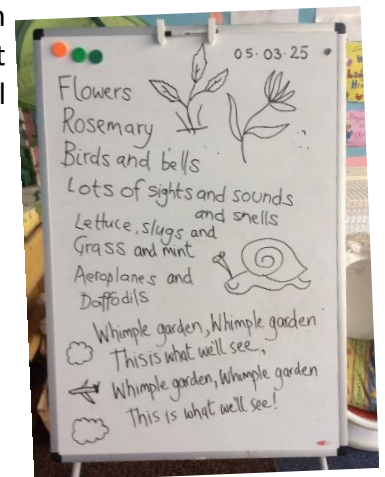
In Art we have been focusing on the artist William Morris and the technique 'printing'. The children enjoyed making blossom pictures by printing with different water bottles and exploring the print of different materials using paint. They also made some fantastic Mother's Day cards by printing flowers with their fingers.




In DT, the year 1s have been planning, making and evaluating their own cars. They all moved really fast and looked fantastic!



We were very lucky to have a music morning with some visitors. The children had great fun singing songs and playing different instruments. The best part was making up our own class song after listening for noises in the school garden.



We have been reading the non fiction text 'Tadpole to Frog' and as part of our learning we have been looking after some tadpoles in the classroom. The children have used their careful observation skills every day to check if the tadpoles legs have started to grow yet!



Elm Class continued

As part of our work about plants and growth we have planted potatoes, cress and flower seeds. We investigated what plants need to grow and discovered that the cress seeds produced healthy, green plants when they were given both water *and* sunlight.

The Y1 children have also observed the germination and growth of a bean, recording the changes each week in a 'bean diary'. They made a model of their bean plants and can name each part of the plant.



Animals2uSouthWest came to visit us! We met a tree frog, stick insect, gecko and ferret!! We learnt all about them and even got to hold and stroke them.



Headteacher: Mrs. Carole Shilston

Telephone/fax: 01404 822584

Email: admin@whimbleprimary.co.uk

Website: www.whimble-primary.devon.sch.uk